



Griffco Valve Inc.
 188 Creekside Dr
 Amherst, NY 14228 USA
 Phone: +1 716 835-0891
 Fax: +1 716 835-0893

Y - STRAINER



Griffco Y-Strainers are designed to enhance the performance of chemical feed systems. The addition of a Y-strainer to the suction side of the chemical feed pump prevents debris from entering the pump and clogging the check valves or damaging the interior of the pump head.

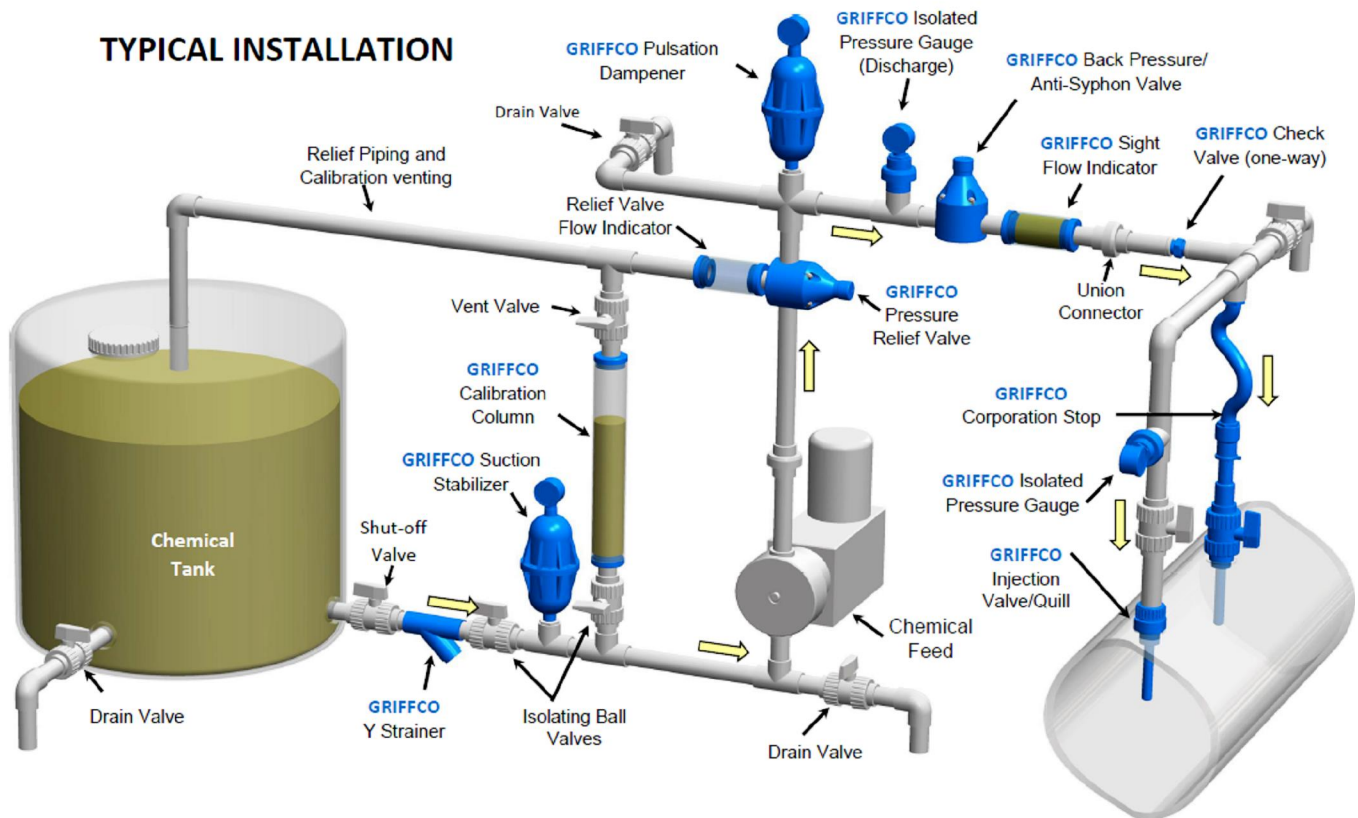
Features:

- **Materials:** PVC, Clear PVC, CPVC, PVDF
- **Horizontal or Vertical Installation**
- **2:1 Open Area Ratio**
- **Hex Cap for Easy Screen Access**
- **Standard Screen Perforation: 1/32"** (Others available on request)
- **Connections:** NPT, Socket, BSPT
- **Sizes From 1/2" – 2"; DN15 – DN50**

Options:

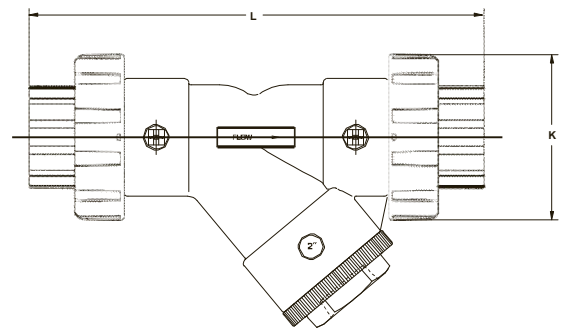
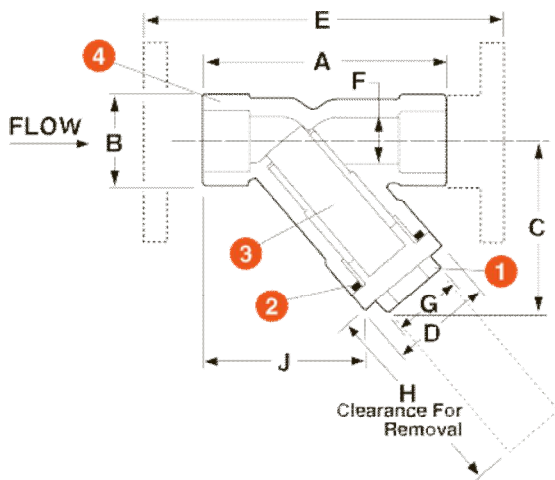
- **316 SS Mesh or Perforated Screens**
- **True Union Connections**
- **Flanged Connections**
- **European Connections Available** (At no extra cost)

TYPICAL INSTALLATION



Technical Data:

Model YS Sizes:		1/2", 3/4", 1", 1 1/2", 2"	
Connections:		NPT, BSPT Socket, Union, Flange	
Flow Coefficient			
Size	Cv Value	Pressure Loss Calculation Formula	
1/2" – DN15	4.0	$\Delta P = (Q/Cv)^2$ ΔP = Pressure Drop Q = Flow in GPM Cv = Flow Coefficient	
3/4" – DN20	6.8		
1" – DN 25	9.0		
1.5" – DN40	28		
2" – DN50	28		
Max Temperature:		PVC / CLEAR PVC: 140°F (60°C) ; CPVC and PVDF 190° (87°C)	
Max Operating Pressure(psi) @ 70 Deg. F		150 PSI	
Basket Options			
Perforations Sizes (PVC, CPVC, PP)		1/32", 1/16", 1/8", 3/16"	
Perforations Sizes (SSTL, Hast C, Monel, Titanium)		1/32", 1/16", 1/8", 3/16" (Mesh Sizes: 20, 40, 60, 80, 100, 200, 325)	
O-Ring Material		FPM & EPDM	



DIMENSIONS (Inches)

Size in	A in	B in	C in	D in	E in	F in	G in	H in	J in	K in	L in	WEIGHT (lbs)	
												SOC/TRD	FLANGE
1/2	3.36	1.38	2.25	1.50	6.13	.56	1.00	2.13	2.50	2.25	6.64	.25	
3/4	4.18	1.69	2.88	2.00	7.13	.81	1.25	2.75	3.00	2.63	7.42	.63	
1	5.19	2.00	3.63	2.16	8.38	1.00	1.50	3.30	3.32	3.00	8.97	.88	
1.5	6.63	2.63	4.50	2.94	10.75	1.56	2.00	4.50	4.45	4.75	12.07	1.63	
2	7.63	3.38	5.38	3.75	12.25	2.00	2.38	5.06	4.88	4.75	13.05	3.00	

DIMENSIONS (mm)

Size DN	A mm	B mm	C mm	D mm	E mm	F mm	G mm	H mm	J mm	K mm	L mm	WEIGHT (kg)	
												SOC/TRD	FLANGE
15	86	36	58	39	156	15	26	55	64	58	169	.11	
20	107	43	74	51	181	21	32	70	77	67	189	.29	
25	132	51	93	55	213	26	39	84	85	77	228	.40	
40	169	67	115	75	273	40	51	115	114	121	307	.74	
50	194	86	137	96	311	51	61	129	124	121	331	1.36	